

### Application

Brio's Hybrid Sills are tailor-made self draining sills suitable for residential and commercial applications.

The traditional interior timber look is maintained while cleverly providing a convenient solution to the problem of floor-channel drainage.

Accommodates door thickness of 38-40mm.

Dedicated flush bolt and dual point lock channels take the guess work away and speeds up locking installation.

Guide channel drainage holes are discreetly positioned under the jambs, concealing them from view with less risk of contamination.

Pre-punched drainage slots direct the water out the front of the sill away from the building envelope.

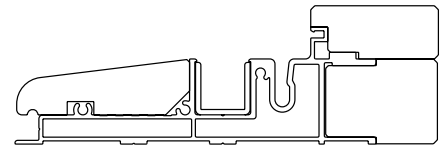

The jambs are accommodated on the upper surface of the sill ensuring the end grain of the jambs are not exposed to water penetration and rot.

Aluminium end caps provide water tight sealing of the sill ends which avoids exposure of the building structure to water damage.

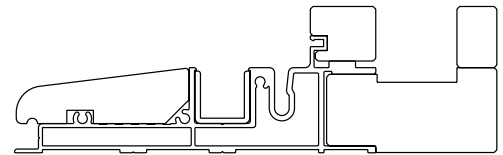
All aluminium is clear anodised to 25 microns offering increased corrosion resistance for a longer lasting sill.

### Standard Sets

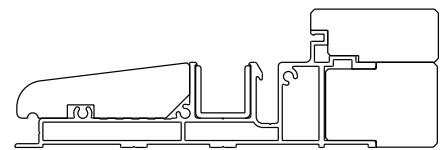
Set No.	Contents
95HS1A3T	Sill Assembly with Timber Tread and timber inner sill and rebate for 456 flush bolts
95HS1A4T	Sill Assembly with Timber Tread and timbers to suit 612 Retractable Pleated Insect Screen and 456 flush bolts
94HS1A3T	Sill Assembly with Timber Tread and timber inner sill and rebate for 286 dual point lock
94HS1A4T	Sill Assembly with Timber Tread and timbers to suit 612 Retractable Pleated Insect Screen and 286 dual point lock
Standard Lengths	2000mm, 3000mm, 4000mm, 5000mm and 6000mm
All options come with end caps.	



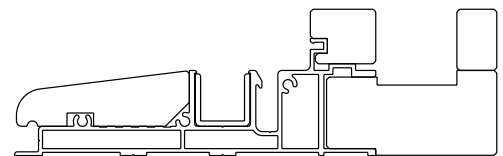
No. 95HS1A3T



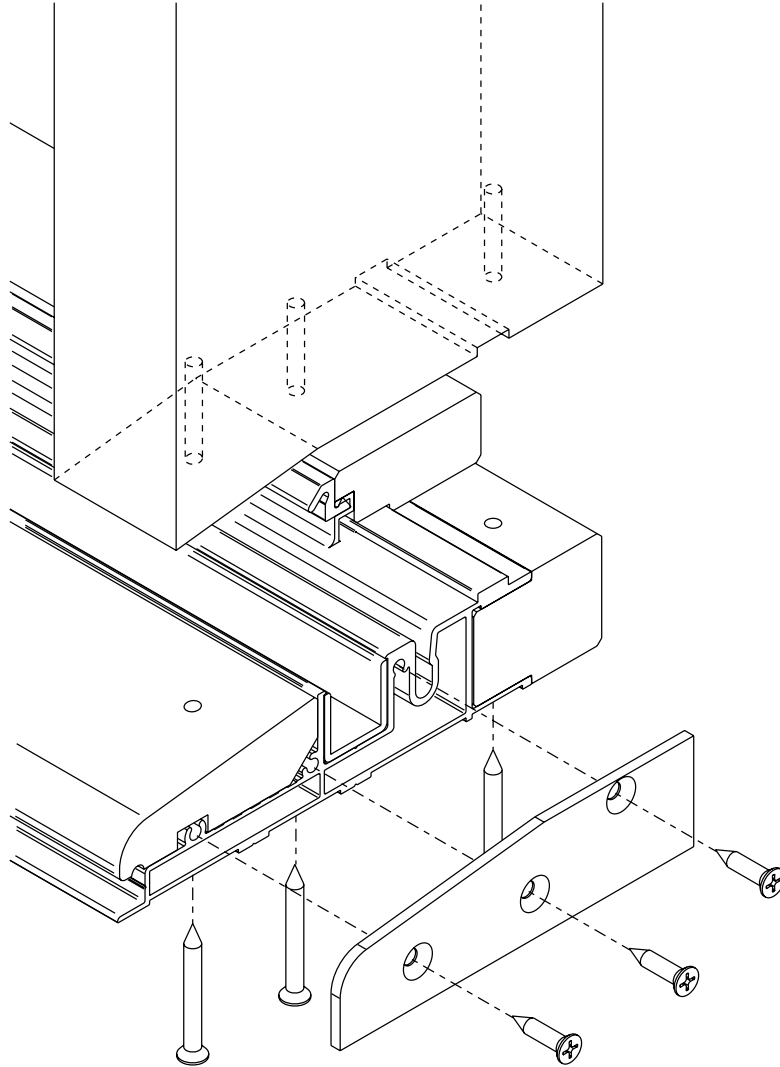
No. 95HS1A4T



No. 94HS1A3T

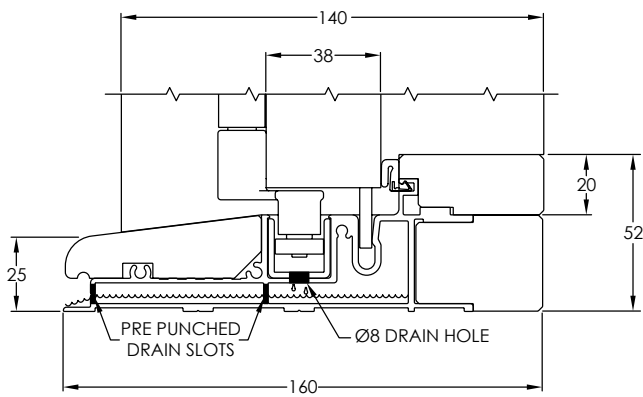


No. 94HS1A4T



NOTE: 95HS1A3T SHOWN

95HS1A3T



94HS1A3T

