

This Guide to Quantities is only applicable to Data Sheets D110.

Specifications and Quantities

The specifications below and overleaf detail the maximum and minimum capacities for the track systems recommended. Panels are hinged together to form either one or two units of up to six panels each, with each unit pivoted to one side of the opening. Openings can be covered by units of four or six 'floating' panels which are not hinged to the opening. Floating systems must include a guide.

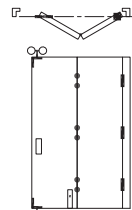
If the panel weight is unknown, the weight can be calculated using the chart in Section 'A'. Having calculated the weight, use the information below to select the appropriate track system and quantities for the unit or units required to cover the opening width.

Specification for Individual Panels

Track System	Endfold 35
Refer to Data Sheet	D110
Max Panel Height	2400mm
Max Panel Weight	35kg
Max Panel Width	900mm
Min Panel Thickness	35mm or 38mm with Flush Bolts
Max Number of Panels	6 each direction

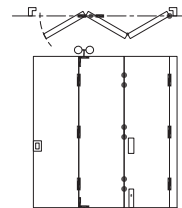
2 Panel Unit Hinged to Post

	Quantities	Product Codes
Track	See data sheet D50C	120A
Bracket (face fix)	See data sheet D50C	1SS/250
Hanger	1	35ENP
Hinges	6	282SS
Guide (optional)	1	106SSMF
Channel (optional)	See data sheet D50C	96W
Flush Pulls	2	401
Flush Bolt	1	456



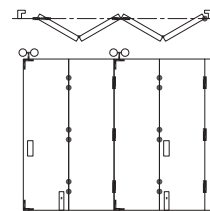
3 Panel Unit Hinged to Post Inc. Access Door

	Quantities	Product Codes
Track	See data sheet D50C	120A
Brackets, (face fix)	See data sheet D50C	1SS/250
Hanger	1	35ENP
Hinges	9	282SS
Guide	1	106SSMF
Channel	See data sheet D50C	96W
Flush Pulls	2	401
Flush Bolt	1	456



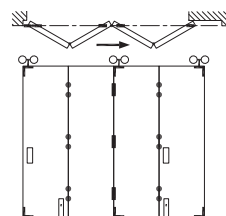
4 Panel Unit Hinged to Post

	Quantities	Product Codes
Track	See data sheet D50C	120A
Bracket (face fix)	See data sheet D50C	1SS/250
Hanger	2	35ENP
Hinges	12	282SS
Guides	2	106SSMF
Channel	See data sheet D50C	96W
Flush Pulls	3	401
Flush Bolts	2	456



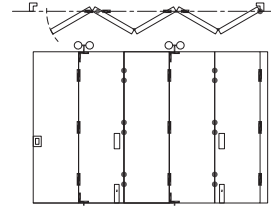
4 Panel 'Floating' Unit

	Quantities	Product Codes
Track	See data sheet D50C	120A
Bracket (face fix)	See data sheet D50C	1SS/250
Hanger	3	35ENP
Hinges	9	282SS
Guides	2	106SSMF
Channel	See data sheet D50C	96W
Flush Pulls	3	401
Flush Bolt	2	456



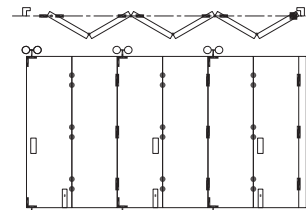
5 Panel Unit Hinged to Post Inc. Access Door

	Quantities	Product Codes
Track	See data sheet D50C	120A
Bracket (face fix)	See data sheet D50C	1SS/250
Hanger	2	35ENP
Hinges	15	282SS
Guides	2	106SSMF
Channel	See data sheet D50C	96W
Flush Pulls	3	401
Flush Bolts	2	456



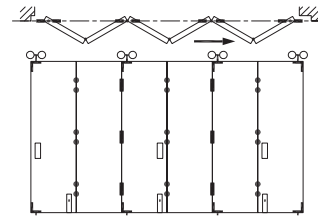
6 Panel Unit Pivoted to one side

	Quantities	Product Codes
Track	See data sheet D50C	120A
Bracket (face fix)	See data sheet D50C	1SS/250
Hangers	3	35ENP
Hinges	18	282SS
Guides	3	106SSMF
Channel	See data sheet D50C	96W
Flush Pulls	4	401
Flush Bolts	3	456



6 Panel 'Floating' Unit

	Quantities	Product Codes
Track	See data sheet D50C	120A
Bracket (face fix)	See data sheet D50C	1SS/250
Hangers	4	35ENP
Hinges	15	282SS
Guides	3	106SSMF
Channel	See data sheet D50C	96W
Flush Pulls	4	401
Flush Bolts	3	456



2 Additional Panels

	Quantities	Product Codes
Hanger	1	35ENP
Hinges	6	282SS
Guide	1	106SSMF
Flush Pull	1	401
Flush Bolt	1	456

